

Pro High-Efficiency Nozzles

Adjustable arc spray nozzles with high uniformity and matched precipitation maximise water efficiency in spray sprinkler applications.

KEY BENEFITS

- High efficiency performance from a high-uniformity spray pattern
- Matched precipitation of 40 mm/hr from 2.4 m to 5.2 m
- Simple 0° to 360° arc adjustment using the easy-grip nozzle top
- Thick nozzle top offers long-lasting durability against equipment damage
- Fast installation with clear identification of spray pattern edges
- Full shutoff capability at 0° arc setting
- Colour-coded with natural hues that blend seamlessly with the landscape and provide easy field identification
- Smooth spray pattern with well-defined edges for targeted landscape irrigation
- Recommended operating pressure: 2.1 bar (210 kPa)
- Pair with Pro-Spray PRS30 Sprinkler Body for pressure regulation up to 2.1 bar (210 kPa)
- Warranty period: 2 years







8A-HE OLIVE GREEN *

Radius: 2.4 m

Adjustable from 0° to 360°

Trajectory 20°





Arc	Pressure		Radius	Flow		Precip mm/hr	
	bar	kPa		m ³ /hr	l/min	■	▲
90° 	1.0	100	2.0	0.05	0.87	52	60
	1.5	150	2.2	0.06	1.02	51	59
	2.1	210	2.4	0.06	1.06	44	51
	2.5	250	2.6	0.07	1.21	43	50
	3.0	300	2.8	0.08	1.32	41	47
180° 	1.0	100	2.0	0.10	1.65	49	57
	1.5	150	2.2	0.11	1.85	46	53
	2.1	210	2.4	0.12	2.08	43	50
	2.5	250	2.6	0.14	2.37	42	48
	3.0	300	2.8	0.15	2.57	39	45
270° 	1.0	100	2.0	0.15	2.47	49	57
	1.5	150	2.2	0.17	2.78	46	53
	2.1	210	2.4	0.19	3.11	43	50
	2.5	250	2.6	0.21	3.55	42	48
	3.0	300	2.8	0.23	3.86	39	45
360° 	1.0	100	2.0	0.20	3.29	49	57
	1.5	150	2.2	0.22	3.71	46	53
	2.1	210	2.4	0.25	4.15	43	50
	2.5	250	2.6	0.28	4.73	42	50
	3.0	300	2.8	0.31	5.50	39	45

10A-HE DARK BLUE •

Radius: 3.0 m

Adjustable from 0° to 360°

Trajectory 25°





Arc	Pressure		Radius	Flow		Precip mm/hr	
	bar	kPa		m ³ /hr	l/min	■	▲
90° 	1.0	100	2.7	0.08	1.36	45	52
	1.5	150	2.8	0.09	1.55	48	55
	2.1	210	3.0	0.10	1.67	44	51
	2.5	250	3.1	0.11	1.82	45	52
	3.0	300	3.2	0.12	1.93	45	52
180° 	1.0	100	2.7	0.16	2.65	44	50
	1.5	150	2.8	0.18	2.94	45	52
	2.1	210	3.0	0.19	3.24	43	50
	2.5	250	3.1	0.21	3.52	44	51
	3.0	300	3.2	0.23	3.79	44	51
270° 	1.0	100	2.7	0.24	3.97	44	50
	1.5	150	2.8	0.26	4.41	45	52
	2.1	210	3.0	0.29	4.85	43	50
	2.5	250	3.1	0.32	5.28	44	51
	3.0	300	3.2	0.34	5.68	44	51
360° 	1.0	100	2.7	0.32	5.30	44	50
	1.5	150	2.8	0.35	5.88	45	52
	2.1	210	3.0	0.39	6.47	43	50
	2.5	250	3.1	0.42	7.04	44	51
	3.0	300	3.2	0.45	7.57	44	51

12A-HE BROWN •

Radius: 3.7 m

Adjustable from 0° to 360°

Trajectory 25°





Arc	Pressure		Radius m	Flow		Precip mm/hr	
	bar	kPa		m ³ /hr	l/min	■	▲
90° 	1.0	100	3.3	0.12	2.01	44	51
	1.5	150	3.5	0.13	2.23	44	51
	2.1	210	3.7	0.14	2.38	42	48
	2.5	250	3.8	0.16	2.65	44	51
	3.0	300	3.9	0.17	2.84	45	51
180° 	1.0	100	3.3	0.23	3.88	43	49
	1.5	150	3.5	0.125	4.24	42	48
	2.1	210	3.7	0.28	4.62	40	47
	2.5	250	3.8	0.30	5.03	42	48
	3.0	300	3.9	0.33	5.53	42	50
270° 	1.0	100	3.3	0.35	5.82	43	49
	1.5	150	3.5	0.38	6.36	42	48
	2.1	210	3.7	0.42	6.93	40	47
	2.5	250	3.8	0.45	7.55	42	48
	3.0	300	3.9	0.50	8.29	44	50
360° 	1.0	100	3.3	0.47	7.76	43	49
	1.5	150	3.5	0.51	8.48	42	48
	2.1	210	3.7	0.55	9.24	40	47
	2.5	250	3.8	0.60	10.07	42	48
	3.0	300	3.9	0.66	11.05	44	50

15A-HE BLACK •

Radius: 4.6 m

Adjustable from 0° to 360°

Trajectory 25°





Arc	Pressure		Radius	Flow		Precip mm/hr	
	bar	kPa		m ³ /hr	l/min	■	▲
90° 	1.0	100	4.2	0.18	2.95	40	46
	1.5	150	4.4	0.20	3.33	41	48
	2.1	210	4.6	0.22	3.63	41	48
	2.5	250	4.7	0.24	4.05	44	51
	3.0	300	4.8	0.26	4.28	45	51
180° 	1.0	100	4.2	0.35	5.78	39	45
	1.5	150	4.4	0.38	6.38	40	46
	2.1	210	4.6	0.42	7.08	40	46
	2.5	250	4.7	0.47	7.76	42	49
	3.0	300	4.8	0.50	8.39	44	50
270° 	1.0	100	4.2	0.52	8.67	39	45
	1.5	150	4.4	0.57	9.58	40	46
	2.1	210	4.6	0.64	10.62	40	46
	2.5	250	4.7	0.70	11.64	42	49
	3.0	300	4.8	0.75	12.59	42	50
360° 	1.0	100	4.2	0.69	11.56	39	45
	1.5	150	4.4	0.77	12.77	40	46
	2.1	210	4.6	0.85	14.16	40	46
	2.5	250	4.7	0.93	15.52	42	49
	3.0	300	4.8	1.01	16.78	44	50

17A-HE GREY •

Radius: 4.6 m

Adjustable from 0° to 360°

Trajectory 25°

Arc	Pressure		Radius	Flow		Precip mm/hr	
	bar	kPa		m ³ /hr	l/min	■	▲
90° 	1.0	100	4.6	0.22	3.61	41	47
	1.5	150	4.8	0.24	4.04	42	49
	2.1	210	5.2	0.28	4.69	42	48
	2.5	250	5.3	0.29	4.90	42	48
	3.0	300	5.4	0.31	5.25	43	50
180° 	1.0	100	4.6	0.40	6.68	38	44
	1.5	150	4.8	0.46	7.70	40	46
	2.1	210	5.2	0.54	8.93	40	46
	2.5	250	5.3	0.56	9.33	40	46
	3.0	300	5.4	0.50	10.02	41	48
270° 	1.0	100	4.6	0.60	10.02	38	44
	1.5	150	4.8	0.69	11.55	40	46
	2.1	210	5.2	0.80	13.40	40	46
	2.5	250	5.3	0.84	14.00	40	46
	3.0	300	5.4	0.90	15.05	41	48
360° 	1.0	100	4.6	0.80	13.36	38	44
	1.5	150	4.8	0.92	15.40	40	46
	2.1	210	5.2	1.07	17.87	40	46
	2.5	250	5.3	1.12	18.66	40	46
	3.0	300	5.4	1.29	20.06	41	48

Bold = Recommended pressure

Copyright © 2026 Hunter Industries Inc. Hunter, the Hunter logo, and other marks are trademarks of Hunter Industries Inc., registered in the U.S. and certain other countries.

<https://api.hunterirrigation.com/en-metric/irrigation-product/pro-high-efficiency-nozzles>
020326