



## PSU-06-8A

**Brand:** Landscape Irrigation

**Product Line:** Spray Bodies

**Product Model:** PS Ultra

**SKU:** PSU068A

**Description:** PS Ultra Sprinkler Body, 15 cm slim pop-up with preinstalled nozzle, 2.5 m radius, adjustable arc (0° to 360°), ½" inlet, and large inlet filter screen

---

### Dimensions

**Height:** 241.30 mm

**Pop-up Height:** 15 cm

**Diameter:** 31.75 mm

**Exposed Diameter:** 31.75 mm



---

### Shipping Information

**UPC-A:** 0611698370445

**Qty. / Bag:** 100

**Ocean Pallet:** 6300

**Land Pallet:** 5400








**Master Carton:** 100

### Additional Information














**Radius:** 2.5 m


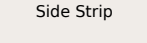
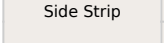
PRO ADJUSTABLE NOZZLE PERFORMANCE DATA

4A & 6A

		Nozzle 4 ● Lt. Green 1.2 m radius Adjustable from 0° to 360 Trajectory 0°					Nozzle 6 ● Lt. Blue 1.8 m radius Adjustable from 0° to 360 Trajectory 0°					
Arc	Pressure		Radius m	Flow		Precip mm/hr		Radius m	Flow		Precip mm/hr	
	bar	kPa		m <sup>3</sup> /hr	l/min	■	▲		m <sup>3</sup> /hr	l/min	■	▲
45° 	1.0	100	0.9	0.02	0.31	187	216	1.5	0.03	0.54	117	136
	1.5	150	1.0	0.02	0.39	178	206	1.6	0.04	0.60	108	124
	2.1	210	1.2	0.03	0.48	167	193	1.8	0.04	0.65	98	114
	2.5	250	1.3	0.03	0.56	158	183	1.9	0.04	0.70	92	106
	3.0	300	1.4	0.04	0.64	149	172	2.1	0.05	0.75	86	99
90° 	1.0	100	0.9	0.04	0.72	213	246	1.5	0.06	1.08	116	134
	1.5	150	1.0	0.05	0.76	182	210	1.6	0.07	1.21	109	126
	2.1	210	1.2	0.05	0.83	139	160	1.8	0.08	1.35	102	118
	2.5	250	1.3	0.05	0.91	129	149	1.9	0.09	1.47	97	112
	3.0	300	1.4	0.06	0.95	116	134	2.1	0.10	1.61	92	106
120° 	1.0	100	0.9	0.06	0.97	221	255	1.5	0.08	1.26	102	118
	1.5	150	1.0	0.07	1.10	188	217	1.6	0.09	1.43	97	112
	2.1	210	1.2	0.07	1.25	162	187	1.8	0.10	1.61	91	105
	2.5	250	1.3	0.08	1.36	146	168	1.9	0.11	1.76	87	100
	3.0	300	1.4	0.09	1.49	131	151	2.1	0.12	1.93	82	95
180° 	1.0	100	0.9	0.07	1.18	178	206	1.5	0.10	1.70	92	106
	1.5	150	1.0	0.08	1.38	157	181	1.6	0.12	1.96	88	102
	2.1	210	1.2	0.10	1.60	139	160	1.8	0.13	2.24	84	97
	2.5	250	1.3	0.11	1.78	127	146	1.9	0.15	2.47	81	94
	3.0	300	1.4	0.12	1.98	115	133	2.1	0.16	2.72	78	90
240° 	1.0	100	0.9	0.12	1.94	220	254	1.5	0.15	2.44	99	114
	1.5	150	1.0	0.13	2.24	192	221	1.6	0.17	2.83	96	111
	2.1	210	1.2	0.16	2.59	168	194	1.8	0.20	3.28	92	107
	2.5	250	1.3	0.17	2.86	153	177	1.9	0.22	3.63	89	103
	3.0	300	1.4	0.19	3.17	139	160	2.1	0.24	4.03	86	99
270° 	1.0	100	0.9	0.13	2.09	211	244	1.5	0.18	3.08	111	128
	1.5	150	1.0	0.14	2.40	183	211	1.6	0.21	3.52	106	122
	2.1	210	1.2	0.16	2.75	159	183	1.8	0.24	4.02	101	116
	2.5	250	1.3	0.18	3.02	144	166	1.9	0.27	4.42	97	112
	3.0	300	1.4	0.20	3.33	130	150	2.1	0.29	4.87	92	107
360° 	1.0	100	0.9	0.14	2.26	171	197	1.5	0.21	3.57	96	111
	1.5	150	1.0	0.16	2.60	148	171	1.6	0.24	4.07	92	106
	2.1	210	1.2	0.18	2.98	129	149	1.8	0.28	4.62	87	100
	2.5	250	1.3	0.20	3.29	117	135	1.9	0.30	5.06	83	96
	3.0	300	1.4	0.22	3.63	106	122	2.1	0.33	5.56	79	92













8A & 10A

		Nozzle  Brown						Nozzle  Red					
		2.4 m radius Adjustable from 0° to 360° Trajectory 15°						3.0 m radius Adjustable from 0° to 360° Trajectory 15°					
Arc	Pressure		Radius m	Flow		Precip mm/hr		Radius m	Flow		Precip mm/hr		
	bar	kPa		m³/hr	l/min				m³/hr	l/min			
 45°	1.0	100	2.0	0.04	0.62	77	89	2.6	0.04	0.68	49	56	
	1.5	150	2.2	0.04	0.72	72	83	2.8	0.05	0.80	49	57	
	2.1	210	2.4	0.05	0.83	67	77	3.0	0.06	0.94	49	56	
	2.5	250	2.6	0.05	0.91	63	73	3.2	0.06	1.06	48	56	
	3.0	300	2.9	0.06	1.01	59	68	3.5	0.07	1.18	47	54	
 90°	1.0	100	2.0	0.07	1.24	77	89	2.6	0.08	1.35	49	56	
	1.5	150	2.2	0.09	1.44	72	83	2.8	0.10	1.61	49	57	
	2.1	210	2.4	0.10	1.65	67	77	3.0	0.11	1.89	49	56	
	2.5	250	2.6	0.11	1.82	63	73	3.2	0.13	2.11	48	56	
	3.0	300	2.9	0.12	2.02	59	68	3.5	0.14	2.37	47	54	
 120°	1.0	100	2.0	0.10	1.66	77	89	2.6	0.11	1.80	49	56	
	1.5	150	2.2	0.11	1.92	72	83	2.8	0.13	2.14	49	57	
	2.1	210	2.4	0.13	2.20	67	77	3.0	0.15	2.52	49	56	
	2.5	250	2.6	0.15	2.43	63	73	3.2	0.17	2.82	48	56	
	3.0	300	2.9	0.16	2.69	59	68	3.5	0.19	3.16	47	54	
 180°	1.0	100	2.0	0.15	2.49	77	89	2.6	0.16	2.71	49	56	
	1.5	150	2.2	0.17	2.87	72	83	2.8	0.19	3.21	49	57	
	2.1	210	2.4	0.20	3.30	67	77	3.0	0.23	3.78	49	56	
	2.5	250	2.6	0.22	3.65	63	73	3.2	0.25	4.23	48	56	
	3.0	300	2.9	0.24	4.03	59	68	3.5	0.28	4.73	47	54	
 240°	1.0	100	2.0	0.20	3.32	77	89	2.6	0.22	3.61	49	56	
	1.5	150	2.2	0.23	3.83	72	83	2.8	0.26	4.28	49	57	
	2.1	210	2.4	0.26	4.40	67	77	3.0	0.30	5.03	49	56	
	2.5	250	2.6	0.29	4.86	63	73	3.2	0.34	5.64	48	56	
	3.0	300	2.9	0.32	5.38	59	68	3.5	0.38	6.31	47	54	
 270°	1.0	100	2.0	0.22	3.73	77	89	2.6	0.24	4.06	49	56	
	1.5	150	2.2	0.26	4.31	72	83	2.8	0.29	4.82	49	57	
	2.1	210	2.4	0.30	4.95	67	77	3.0	0.34	5.66	49	56	
	2.5	250	2.6	0.33	5.47	63	73	3.2	0.38	6.34	48	56	
	3.0	300	2.9	0.36	6.05	59	68	3.5	0.43	7.10	47	54	
 360°	1.0	100	2.0	0.30	4.97	77	89	2.6	0.32	5.41	49	56	
	1.5	150	2.2	0.34	5.75	72	83	2.8	0.39	6.43	49	57	
	2.1	210	2.4	0.40	6.61	67	77	3.0	0.45	7.55	49	56	
	2.5	250	2.6	0.44	7.29	63	73	3.2	0.51	8.45	48	56	
	3.0	300	2.9	0.48	8.07	59	68	3.5	0.57	9.47	47	54	

Strip Pattern Nozzles Performance Data				
Nozzle  Blue				
Arc	Pressure		Width x Length	m
	bar	kPa		
 SS-530	1.0	100	1.2 x 8.5	
	1.5	150	1.5 x 9.0	
	2.0	200	1.5 x 9.0	
 Side Strip	<b>2.1</b>	<b>210</b>	<b>1.5 x 9.0</b>	
	2.5	250	1.5 x 9.0	

Notes = Recommended pressure

12A, 15A & 17A

		Nozzle  Green						Nozzle  Black						Nozzle  Grey					
		3.7 m radius Adjustable from 0° to 360° Trajectory 28°						4.6 m radius Adjustable from 0° to 360° Trajectory 28°						5.2 m radius Adjustable from 0° to 360° Trajectory 28°					
Arc	Pressure		Radius m	Flow		Precip mm/hr		Radius m	Flow		Precip mm/hr		Radius m	Flow		Precip mm/hr			
	bar	kPa		m³/hr	l/min				m³/hr	l/min				m³/hr	l/min				
 45°	1.0	100	3.2	0.04	0.73	34	40	4.0	0.08	1.27	38	43	4.6	0.10	1.68	38	43		
	1.5	150	3.4	0.06	0.97	40	46	4.3	0.09	1.51	39	45	4.9	0.12	1.94	38	44		
	2.1	210	3.7	0.07	1.23	44	51	4.6	0.11	1.79	40	46	5.2	0.13	2.23	39	45		
	2.5	250	3.9	0.09	1.44	46	54	4.9	0.12	2.00	40	46	5.5	0.15	2.46	39	45		
	3.0	300	4.1	0.10	1.68	48	56	5.2	0.14	2.25	40	46	5.8	0.16	2.72	39	45		
 90°	1.0	100	3.2	0.09	1.46	34	40	4.0	0.15	2.53	38	43	4.6	0.20	3.36	38	43		
	1.5	150	3.4	0.12	1.93	40	46	4.3	0.18	3.03	39	45	4.9	0.23	3.88	38	44		
	2.1	210	3.7	0.15	2.46	44	51	4.6	0.21	3.57	40	46	5.2	0.27	4.45	39	45		
	2.5	250	3.9	0.17	2.88	46	54	4.9	0.24	4.01	40	46	5.5	0.30	4.92	39	45		
	3.0	300	4.1	0.20	3.36	48	56	5.2	0.27	4.50	40	46	5.8	0.33	5.44	39	45		
 120°	1.0	100	3.2	0.12	1.94	34	40	4.0	0.20	3.38	38	43	4.6	0.27	4.48	38	43		

Copyright © 2026 Hunter Industries Inc. Hunter, the Hunter logo, and other marks are trademarks of Hunter Industries Inc., registered in the U.S. and certain other countries.

<https://api.hunterirrigation.com/en-metric/irrigation-product/ps-ultra/psu-06-8a020326>